

SOIL BURGER NACD SOIL TO SPOON



NACD Soil to Spoon
bookmark and poster
design
Order from NACD
Marketplace
www.nacdstore.org

Soil Burger Activity or Display

Utilizing the NACD Soil to Spoon Bookmark or Poster

www.nacdstore.org –

Additional Soil to Spoon education activities

<http://www.nacdnet.org/education/resources/>

TOPIC INTRODUCTION: Do you know where items in a hamburger come from?

BACKGROUND:

How often do you hear that people just don't know where their food comes from? Using a hamburger you can trace the products back to the soil.

PROCESS:

Utilize the Soil to Spoon Poster or Soil to Spoon bookmark.

You can use images attached to build your own burger if you do or don't have the Soil to Spoon items.

Utilize questions on pages 10 and 11. Be sure to add in questions on things that grow in your community.

AGES:

This activity works with all ages.

IMAGES: <http://office.microsoft.com/en-us/images/>

Images can be downloaded from the Microsoft site for free. Or use photos from your community or NACD Soil to Spoon Clip Art from Education CD.

EXTENSION ACTIVITIES:

- 1) Have the student's plant vegetable seeds in containers or have them save their milk containers to use as seed starters. (see if local stores will donate the potting soil and seeds)
- 2) Explain after the seeds get started they will need to transfer to a larger container on their porch or patio or in the garden or flower bed area.
- 3) Have a local farmer or rancher visit the classroom and talk to the students about what they grow or raise on their farm.
- 4) Have the students write thank you notes to local farmers or ranchers, thanking them.
- 5) Visit a local farm or ranch.
- 6) Have the students participate in the NACD poster contest on soil to spoon. Check for local and state district timeframe.

<http://www.nacdnet.org/education/contests/poster/>

Additional material:

NACD has student booklets titled:

Soil to Spoon

Level 1 (Grades K-1)

Level 2 (Grades 2-3)

Level 3 (Grades 4-5)

Level 4 (Grades 6 and up)

Poster

Bookmark


Activity Sheet

Educators Guide

Information available at

<http://www.nacdnet.org/education/resources/>

SOIL BURGER NACD SOIL TO SPOON



*This will also make a great display.
Use yarn or arrows to make the connection
from the soil burger
to the source, tracing it back to the soil.*

SOIL BURGER NACD SOIL TO SPOON

1 Cheese Milk Dairy Cow Hay/Grain Seed Soil

2 Hamburger Beef Cow Hay/Grain Seed Soil

3 Mayonnaise Egg Yolk Chicken Grain Seed Soil

4 Lettuce Seed Soil

5 Pickle Cucumber Seed Soil

6 Bun Flour Wheat Seed Soil

7 Tomato Seed Soil

8 Onion Bulb Soil

9 Turkey Burger Turkey Grain Seed Soil


10 Catsup/Ketchup Tomato Seed Soil

11 Mustard Seed Soil

12 Bacon Pig Grain Seed Soil

SOIL BURGER NACD SOIL TO SPOON

1



Cheese



Milk



Dairy Cow



Hay/Grain



Seed



Soil

<http://en.wikipedia.org/wiki/Cheese>

2




Hamburger



Beef Cow

SOIL BURGER NACD SOIL TO SPOON

Hay/Grain



Seed



Soil



<http://en.wikipedia.org/wiki/Hamburger>

3

Mayonnaise




Egg Yolk



Chicken



Seed



Grain



Soil

<http://en.wikipedia.org/wiki/Mayonnaise>

SOIL BURGER NACD SOIL TO SPOON

4



Lettuce

<http://en.wikipedia.org/wiki/Lettuce>



seed




soil

5



Pickle



Cucumber



Seed



Soil

http://en.wikipedia.org/wiki/Pickled_cucumber

SOIL BURGER NACD SOIL TO SPOON

6



Bun




Flour



Wheat

Seed



Soil




http://en.wikipedia.org/wiki/Bread_roll

7



Tomato



Seed



Soil

<http://en.wikipedia.org/wiki/Tomato>

SOIL BURGER NACD SOIL TO SPOON

8



Onion



Bulb



Soil

<http://en.wikipedia.org/wiki/Onion>

9




Turkey Burger - Ground Turkey Picture Turkey

SOIL BURGER NACD SOIL TO SPOON



Grain



Seed

Soil



http://en.wikipedia.org/wiki/Ground_meat

SOIL BURGER NACD SOIL TO SPOON


10



Catsup/Ketchup



Tomato



Seed

Soil



<http://en.wikipedia.org/wiki/Ketchup>

SOIL BURGER NACD SOIL TO SPOON

11



Mustard

[http://en.wikipedia.org/wiki/Mustard_\(condiment\)](http://en.wikipedia.org/wiki/Mustard_(condiment))



Seed



Soil

12

Bacon




Pig/
Swine



Grain

<http://en.wikipedia.org/wiki/Bacon>



Seed



Soil

SOIL BURGER NACD SOIL TO SPOON

QUESTIONS:

Can put on whiteboard, chalkboard or display.

Various ways to make connection of food back to the soil.

- 1) Laminate Soil to Spoon Poster
- 2) Use yarn and add in pictures off to side of item in the "Soil to Spoon burger"
- 3) Or make arrows to make the connection.
- 4) Utilize photos. Or just point to items on poster or bookmark,

Questions you can ask:

- 1) Who likes to eat hamburgers or turkey burgers? A. Various answers.
- 2) Who likes cheese on their sandwich?
 - a. What is cheese made from? A. Milk
 - b. What animal do we get milk from? A. Dairy Cow
 - c. What do dairy cows eat? A. Hay or grain or pasture grasses
 - d. Who takes care of the cattle? A. Farmer or Rancher
 - e. Where do these plants grow? A. Soil
- 3) The cheese goes on top of the hamburger.
 - a. What animal does hamburger come from? A. Beef Cattle
 - b. What do beef cattle eat? A. Hay or grain or pasture grasses
 - c. Who takes care of the beef cattle? A. A farmer or rancher
 - d. Where do these plants grow? A. Soil
- 4) Who likes mayonnaise on their sandwich?
 - a. What animal do we get the main ingredient for mayonnaise? A. Chicken (Poultry)
 - b. What does a chicken like to eat? A. Grain (Can discuss various grains)
 - c. Where does the grain grow? A. In the soil
- 5) Who likes lettuce on their hamburger? A. Various answers
 - a. How does lettuce grow? A. Plant a seed in the soil. Needs rain and sunshine to make it grow.
 - b. Where does the lettuce come from in the grocery store? A. A large farm that grows vegetables.
 - c. Do any of you grow your own lettuce? A. Various Answers
- 6) How many of you like pickles on your hamburger?
 - a. What vegetables do we get pickles from? A. Cucumbers
 - b. How do cucumbers grow? A. Plant a seed and they grow in the soil.
 - d. Where do the cucumbers come from in the grocery store? A. A large farm that grows vegetables.
 - c. Do any of you grow your own cucumbers? A. Various Answers
 - d. How do cucumbers grow? A. They vine and you have to pick them at the right time and can peel and eat or you go through a process to can your own pickles. Large companies buy cucumbers and make their own pickles that you buy in the store.

SOIL BURGER NACD SOIL TO SPOON

- 7) What is on the top and bottom of your hamburger sandwich? A. Bun
- What is the main ingredient in a bun? A. Wheat
 - Where does wheat grow? A. In the soil
 - Who plants the wheat? A. Farmer with equipment called a drill and a tractor.
 - How does the wheat get harvested? A. With equipment called a combine.
- 8) What is sliced and red that some people put on their hamburger? A. Tomato
- How do tomatoes grow? A. Plant a seed in the soil
 - Do any of you grow your own tomatoes? A. Various answers.
 - Can you grow a tomato plant in a clay pot on your porch or patio?
A. Yes, if you have warm weather and sunshine. You will have to keep it watered for it to grow.
- 9) Sometimes when people slice this it makes them cry. What is it? A. Onion
- How do onions grow? A. You can buy onion sets at the store or greenhouse and plant them in the soil.
- 10) If you don't like beef you can have a burger made from a different animal. What might animal might this be? A. Turkey
- What do turkeys eat? A. Grains
 - Where does this grain grow? A. In the Soil
 - Who takes care of the turkeys? A. A farmer/rancher
- 11) Sometimes we add this to our sandwich by squeezing it out of a red bottle, what is it?
A. Catsup or Ketchup
- What plant do we get the produce from that makes catsup/Ketchup?
A. Tomato
 - Where do tomatoes grow? A. In the soil.
 - You can grow your own tomatoes!
- 12) Sometimes we squeeze this yellow product on our sandwiches, what is it?
A. Mustard
- What kind of plant do we get mustard from? A. A mustard plant
 - Where does a mustard plant grow? A. In the Soil.
 -
- 13) Who likes to put bacon on their sandwich? A. Various answers
- What animal do we get back from? A. Pig (Swine)
 - What do pigs like to eat? A. Main Grains – but they also eat other things.
 - Do we need to plant seeds to grow the grain? A. Yes
 - Who plants the seeds? A. Farmer
 - What kind of equipment does a farmer need to plant the seeds?
A. Tractor to pull equipment
B. Planter to plant the seed
C. Tillage equipment
D. Combine to harvest the equipment
E. Trucks to haul grain to a local grain elevator

SOIL BURGER NACD SOIL TO SPOON

WRAP UP: Where do all of the things in and on a hamburger start in? The Soil
It is important to take care of our soil so that we can grow things. Farmers and ranchers take good care of the soil, so that they can provide food for everyone.

What else do all of these things need to grow?

- F. Sun
- G. Water
- H. And to be taken care of.

Who should we thank for providing the food we eat every day?

- A. Farmers and Ranchers.

Do you know any farmers or ranchers? What do they grow?

Remember to thank a farmer or rancher the next time you see them. And try growing some vegetables at your home!